



2023



In the Gutter

January 5th, 2023



Happy New Year! We hope everyone had a fun, safe weekend welcoming in the New Year! We are excited to see what this year brings us in the gutter world.

We will be having another competition here for you guys - this time as teams! If you are able to complete 3 tasks by the end of the chosen week - your team members will all win a gift card. These are pretty simple tasks so you guys should be able to knock this out of the park! Contest details are on page 5 and runs from 1/16/23 - 1/20/23.



Atta Boys from December

Congratulations to November's
winner - Mitch!

Mitch - Allen Job

Eli, Ethan, Kadin, Chris & Matt - Johnson
Job

Chris, Cruz & Kris - Alden Job

Mark & Gordon - Abbott Job

Kadin & Gabe - Smith Job

Reminders:

- PLEASE clock in and out of each job - leaving a note about what job you are at and if it is completed or not.
- Do NOT take truck keys home with you.
- Please RSVP for the Christmas Party that was sent via email.
- **You are to work until 5PM unless your job has been completed and given the 'ok' from the office.**

Birthdays/Anniversaries :

1/3 - Happy Birthday Nick!

1/4 - Thank you for 2 years of
service Gordon!

1/31 - Happy Birthday Mark!





Safety Meeting

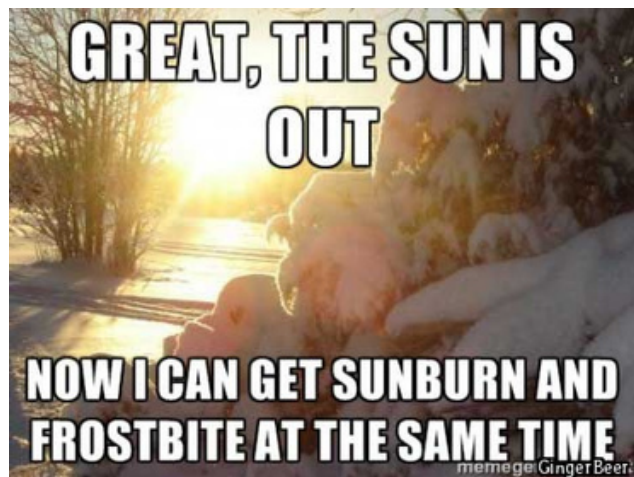
Recap on last months steaming and heat line safety meeting

- ALWAYS: Keep Water flowing to the steamer and blow all lines out when finished!
- Ice must be cut into chunks of 2' or smaller.
- Do not burn the shingles!
- Do not stand on the ice dam while steaming it.
- Check the pitch of the roof to see if you will need a harness.
- Ask/check for windows/skylights on the roof.
- Use caution tape to barricade area off.
- Ground guy must stay back 10' from eave.
- Clear ice/snow from walkways and doorways after steaming is complete.
- Salt walkways when finished.

January's safety meeting on 1/18 on Heat Line, Splicing, and Z-Flashing.



**Hot breakfast
will be provided!**



Gutter Do's and Don'ts



Heat Do's :

- Record Lengths of each run
- Terminate with end seal
- Megger Test - Lines need to hold 2200.

After Megger is Complete :

1. Crimp pig tail and heated cable together using 2 butt connectors - shrink 3" tube over the 2 bus (power) wires only.
2. Connect braided ground wire and green ground wire on pig tail - shrink 6" tube over the ground wires
3. Test heat cable, make sure warm.

Note: Ice Armour and IceBreaker:

- Always notch end pieces and inside / outside Corners
- Be EXTREMELY careful with your screw patterns.

Heat Don'ts :

- Don't forget to megger **ALL** lines.
- Don't forget to liquid tape ALL splices after shrinking tubes.
- Don't EVER use 240v with a pig tail.
- Don't run or pull cable along sharp edges.
- Forget to put caution sticker on ALL end seals or 3 way splices.



Cover should be notched out to avoid line breaking like this. This can be extremely dangerous.

This month we will be continuing to focus on proper heat and cover installation. All Weather Armour provides us with some GREAT training videos and handouts on the proper way to install their products. Use the links provided below and review material and videos before the meeting.

Training and Installation Handouts in Drive:

https://drive.google.com/drive/folders/1p4DndjoNSQi3hgkNkTSVYi9_79p7QiGE

Megger Testing

<https://www.youtube.com/watch?v=LBfhJCM7Btg>

AWA T-Splice Installation

<https://vimeo.com/512970641>

AWA End Seal Kit Installation

<https://vimeo.com/512980777>

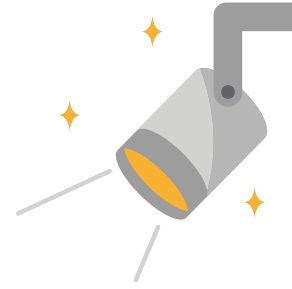
AWA Power and End Kit Installation

<https://vimeo.com/512656500>

Get To Know The Crew!

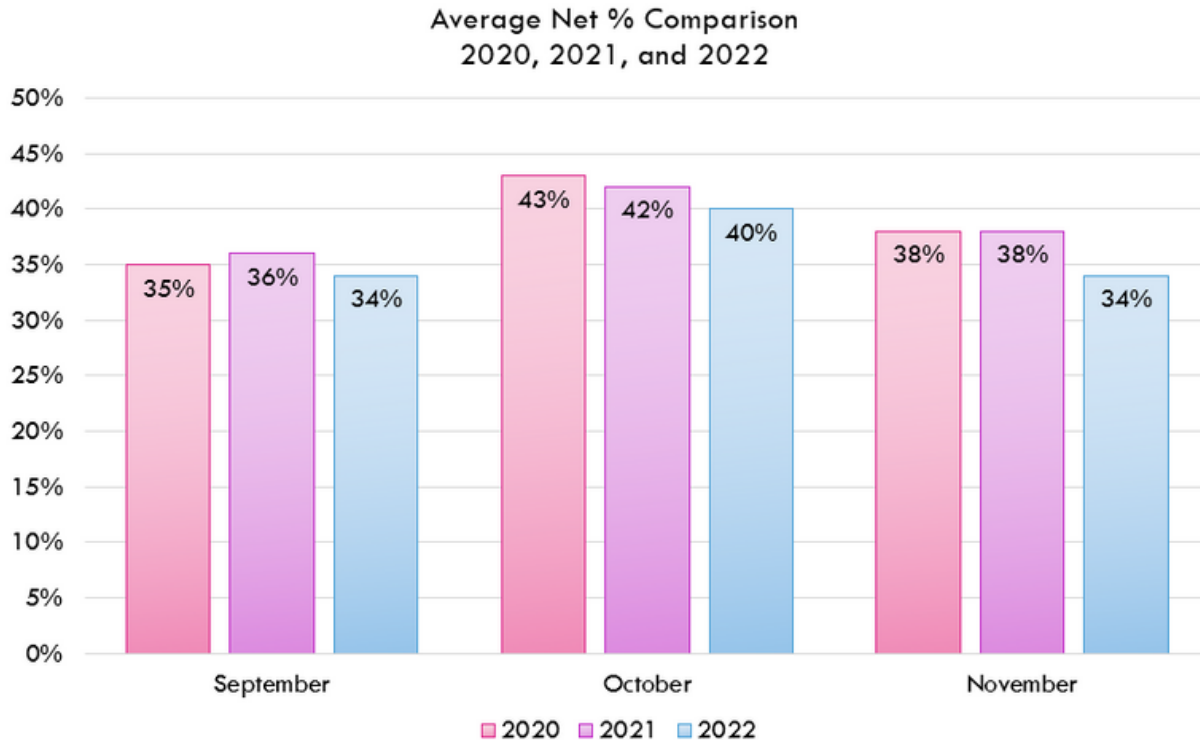


This months
spotlight is on
Nick!



First and foremost lets wish Nick a happy birthday! Nick is a part of our Gaylord crew. Nick is 29 years old, and was born and raised in Gaylord. He is married with 5 children - 3 boys and 2 girls and a sweet dog named Molly. When he isn't having fun putting up gutters with his brother (that's right, our Gaylord crew are brothers!), he enjoys reading, camping with family, and keeping up as a licensed minister. He is a people person so enjoys getting to know people and good conversation!

Let's Talk Numbers!



The graph above shows a net profit comparison for the months of September, October, and November from 2020, 2021, and 2022. Red/Pink is for 2020. Purple to represent 2021, and blue for 2022.

Team Contest Details -

Contest Rules - this will be a week long contest that you will be doing as a team with your install crew! In order to be eligible for this gift card - EVERYONE on the team must complete these 3 tasks. Each team/install crew to complete all three for the week will win a gift card! Wibs must be completed and filled out correctly. You cannot have any absences or tardies. Send Tiffany one goal you have for 2023. This can be work related or in general. It doesn't have to be super personal - just one goal you'd like to complete in 2023. Contest runs from 1/16 - 1/20 and winners will be announced the week of the 23rd.